



40 South Lake Drive  
Arlington, SD 57212  
605-983-5547  
lpc@dakcamps.org

**You are  
registered for  
#574  
LPC Confirmation  
Camp**

**Check In:  
Friday, February 27  
6:00-7:00 pm**

**Be sure to eat  
before you come!**

**Check Out:  
Saturday, Feb. 28  
3:30 pm**



DAK/MN Area  
Central Camping Office  
122 West Franklin Ave,  
Suite 400  
Minneapolis MN 55404  
855-622-1973  
info@dakcamps.org  
www.dakcamps.org

# Welcome to Camp!



#574 LPC Confirmation Camp

February 27-28, 2026

## I'm coming to camp! Now what?

At Confirmation Camp you will be learning about your UMC history, creating confirmation stoles, sharing in worship, and joining together with peers journeying through Confirmation!

This retreat offers the perfect blend of spiritual exploration, group activities, and fun, creating a space for youth to connect with God, one another, and their own faith journey. Group leaders are essential companions for this experience, guiding their youth and sharing in the discoveries along the way.

### Two Weeks Before Camp

#### **Full payment for camp is due.**

Be sure your Release of Liability Waiver & Public Relations Release and Medical Information Form have been filled out online, or bring paper versions with you to check-in. These forms are required to attend camp.



## What happens when I get to camp?

- ▶ Go to the **Living Waters Retreat Center** when you arrive at camp to check-in.
- ▶ Bring, or have completed on-line, your two forms:
  - **Camper or Adult Medical Information Form**
  - **Release of Liability Waiver & Public Relations Release**
- ▶ There will be a short health screening and you will have time to meet with our health care manager and go over your forms.
- ▶ For campers under 18, all medications, prescribed or over-the-counter, must be given to the health care manager. **All medication must be in original containers labeled with name and dosage.**
- ▶ **Adult campers will manage their own medication.** All personal medications, including over-the-counter medications, must be stored securely while attending camp, either discreetly in a locked vehicle or in another secure location.
- ▶ On the Health Form, please make sure that you list the people authorized to pick up your child (including yourself!) We cannot release your camper unless that person's name is on the health form, and they have a picture ID.
- ▶ Campers are required to be supervised by the adults they arrived with until they are completely checked-in.

**See the next page for Packing List and more information.  
Contact us at Camp or at the Camping Office with questions.**

### Lost & Found -

please label all your belongings before you leave home and check out the lost & found box during your check-out time. At summer's end, all unclaimed items will be donated to local charities.

### Camp Store

**The Camp Store will be available each day for campers to purchase snacks.** Money can be left at check-in for campers to have on their accounts. Money not spent will be returned at check-out. The Camp Store has snacks, sweatshirts, t-shirts, souvenirs, and stuffies for sale during camp and after check-out.

### Emergency Planning:

Lake Poinsett Camp is equipped with 2 shelter-in-place locations, has direct communication with Hamlin County Emergency Management, and does extensive training for any emergency that may arise. In severe weather, check Facebook/Instagram for updates. You may call the Lake Poinsett Camp office if you have concerns.

## Packing List

### What to Bring

- ☐ Signed Health & Waiver Forms if not completed online
- ☐ Medications needed during camp (in Rx bottle)
- ☐ Clothing for each day (rainy days too!)
- ☐ PJ's
- ☐ Jacket or sweatshirt
- ☐ Bath towel & washcloth
- ☐ Soap, shampoo, toothbrush & toothpaste
- ☐ Bible, notebook & pencil
- ☐ Tennis Shoes
- ☐ Sleeping bag (or bedding) & pillow
- ☐ Flashlight
- ☐ Backpack or drawstring bag
- ☐ Water bottle

### What to Bring – Optional

- ☐ Camera (you won't have your cell phone)
- ☐ Hat
- ☐ Extra batteries for flashlight and/or camera

### What NOT to Bring

- ☐ Pets
- ☐ Sports Equipment or electronics
- ☐ Fireworks or lighters
- ☐ Extra food, snacks, or pop
- ☐ Alcohol, tobacco, or drugs
- ☐ Weapons or firearms
- ☐ Vehicles (campers under 18)
- ☐ Cell phones/Smart Watch – If campers bring a cell phone and/or smart watch, they will need to leave it with a camp staff member during check-in

## Contacting Your Camper

### Mail - Camper's love mail!

The address is:

Lake Poinsett Camp

*Your Camper's Name and Camp*

40 South Lake Dr

Arlington SD 57212

**\*You also may leave letters and packages for your camper with staff during check-in.**

### One-Way E-Mail - You can email

your camper at

[LPcampers@dakcamps.org](mailto:LPcampers@dakcamps.org)

On the subject line please put:

*Camper Name and Camp Name.*

**Emergency Contacts - In the event of an emergency, contact the camp at **605-983-5547**.**

## Check-Out Time

Your **Check-out date and time** are on the front of this letter. Come to the **Welcome Center** to meet your camper.

You will be e-mailed a brief **survey** relating to your camper's experience. We ask that, if possible, it be completed shortly after reuniting with your camper. Your important feedback will help us better serve confirmands for the following year.



**We are looking forward to a great time at Camp!**

**Follow us on social media to keep track of the action!**

# A Note from the Dean

Welcome to Confirmation Camp 2025!



I am so excited to have you come to the beautiful Lake Poinsett Camp for an overnight retreat focused on the foundations of being United Methodist.

Confirmation is a wonderful and monumental step in our faith as individuals within a Christian community. It is a time for us to say for ourselves a resounding, "Yes," within our relationship with God.

At Confirmation Camp, we will be surrounded by peers who also love God and are seeking to step out in faith by actively becoming official members within our church communities.

Within this space of retreat, we will be focusing on United Methodist specific theology and doctrine which includes communion, baptism, Wesley's Graces, the Wesleyan Quadrilateral, creeds and our own faith, and the vows we will take upon our confirmation.

We will also have fun as we enjoy what camp has to offer inside and out!

Prepare yourself for camp by bringing weather appropriate clothing, your Bible, comfort items needed for an overnight trip, and a positive attitude!

I am looking forward to seeing you soon!

Your Confirmation Camp Dean,  
**Rev. Valerie Hummel LaBounty**



# Lake Poinsett Camp Directions

**Address:**

40 S Lake Dr.  
Arlington, SD 57212

**Contact Details:**

(605) 983-5547  
lpc@dakcamps.org

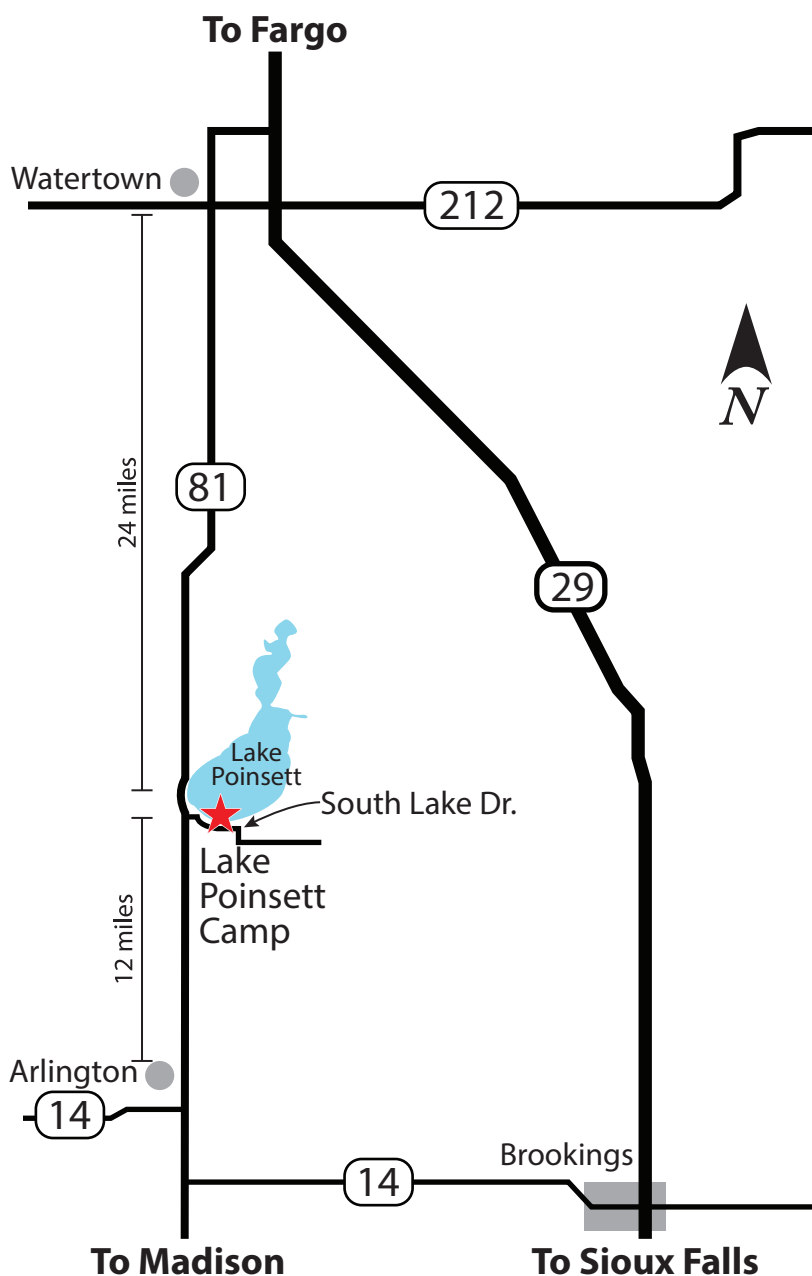
**From Watertown, SD**

- Travel 24 miles south on Hwy 81.
- Turn left on South Lake Dr. (also 196th St).
- Travel 2 miles to the camp entrance at 20 S Lake Dr.

**From Arlington, SD**

- Travel 12 miles north on Hwy 81.
- Turn right on South Lake Dr. (also 196th St) and travel 2 miles to the camp entrance at 20 S Lake Dr.

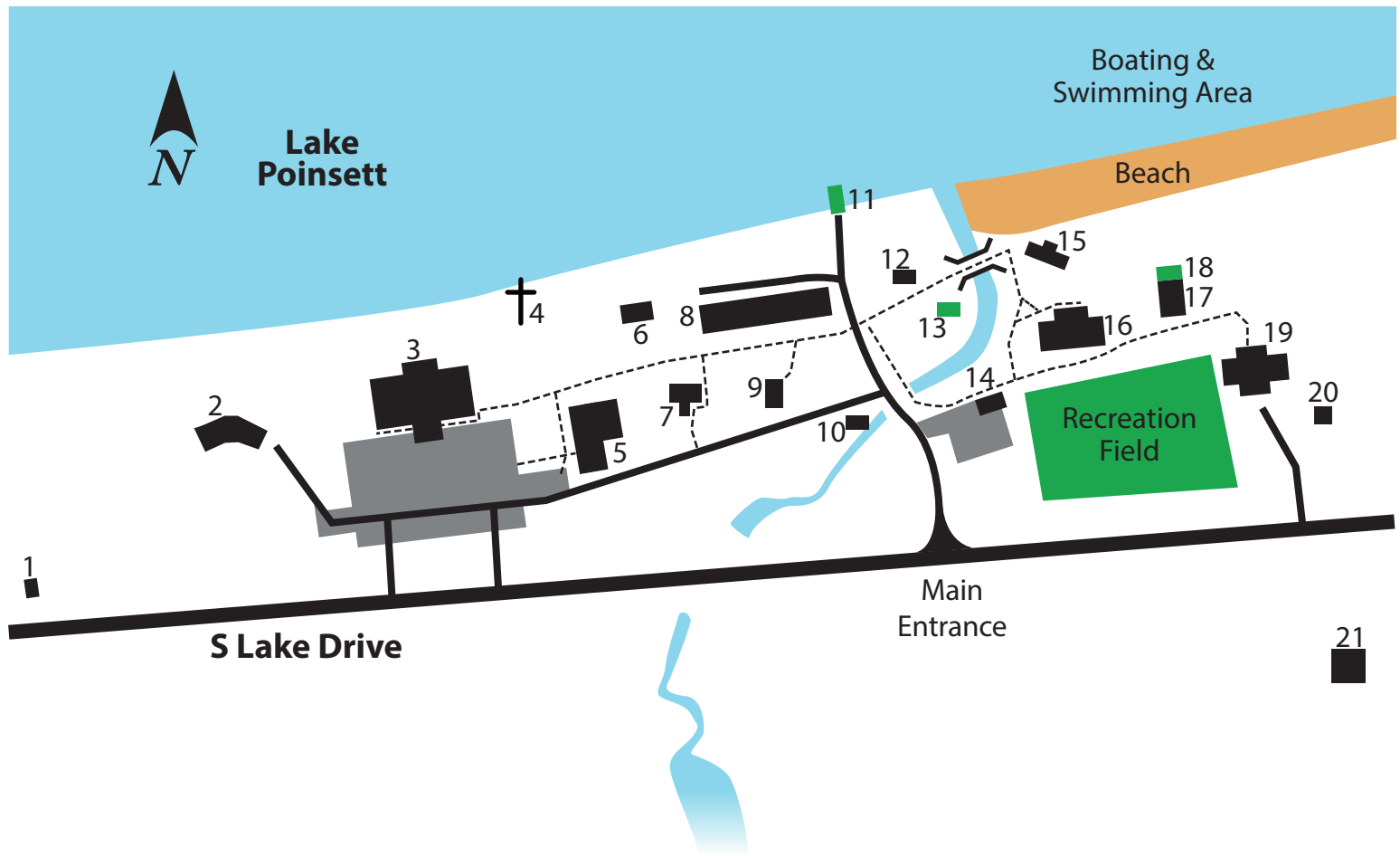
**Note:** If you're traveling to Living Waters Retreat Center or to the Lake Poinsett Camp Chapel, enter the parking lot at 40 South Lake Dr.



# Lake Poinsett Camp Site Map



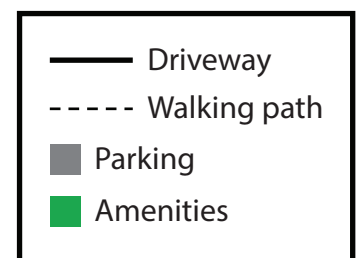
**Dakotas United  
Methodist Camps**  
Dakotas Conference  
THE UNITED METHODIST CHURCH



- 1. Storage Shed
- 2. Director's House
- 3. Retreat Center
- 4. Outdoor Chapel
- 5. Chapel
- 6. Staff Cabin
- 7. Staff House
- 8. Lower Main/Dining Hall

- 9. Camp Store
- 10. Staff Cabin
- 11. Boat Launch
- 12. Storage Shed
- 13. Ga-Ga, Volleyball, and Tether Ball Courts
- 14. Welcome Cabin

- 15. Lifeguard Cabin
- 16. Hubbard Cabin
- 17. Voas Cabin
- 18. Voas Patio/Fire Pit
- 19. Grinager Cabin
- 20. Storage Shed
- 21. Maintenance Shop



**Address:**  
40 S Lake Dr.  
Arlington, SD 57212

**Contact Details:**  
(605) 983-5547  
lpc@dakcamps.org  
www.dakcamps.org